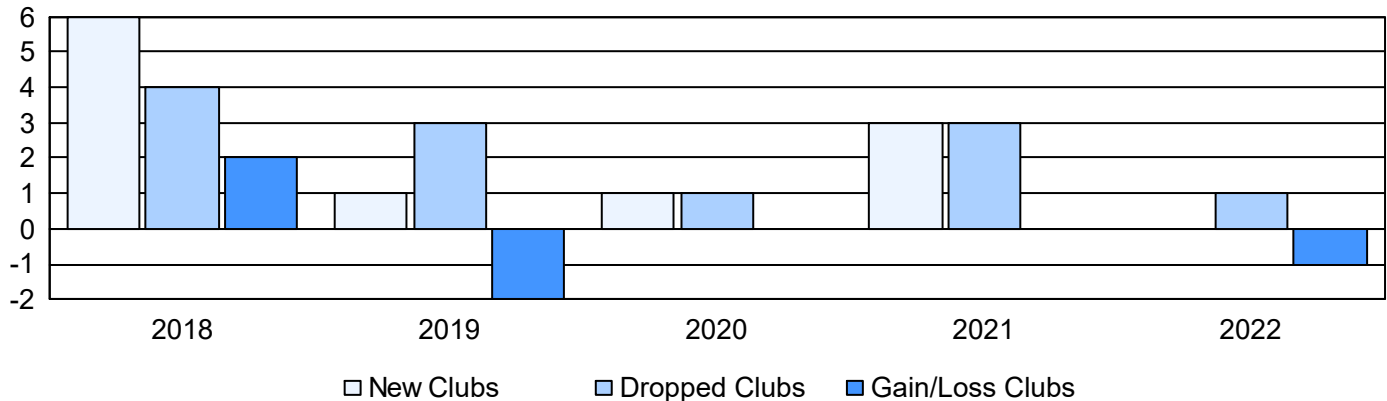
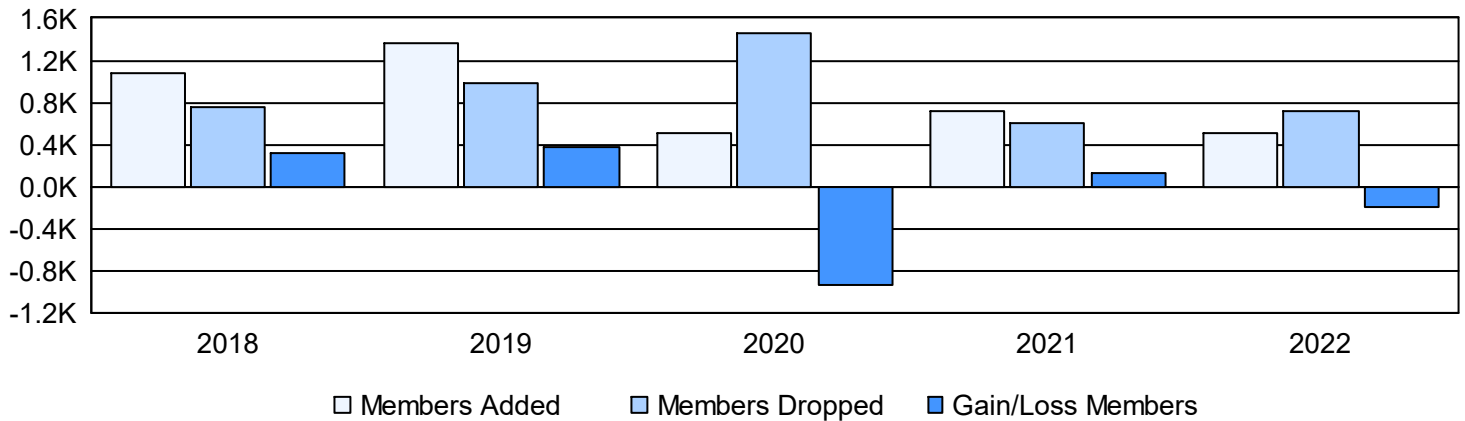


Year	New Clubs	Dropped Clubs	Gain/ Loss Clubs	New Members	Charter Members	Reinstate Members	Transfer Members	Total Member Added	Total Members Dropped	Gain/ Loss Members
2017-2018	6	4	2	805	242	25	8	1,080	761	319
2018-2019	1	3	-2	1,197	104	50	8	1,359	983	376
2019-2020	1	1	0	441	32	28	7	508	1,453	-945
2020-2021	3	3	0	587	115	14	7	723	600	123
2021-2022	0	1	-1	473	7	11	22	513	714	-201
<b>Average</b>	<b>2</b>	<b>2</b>	<b>0</b>	<b>701</b>	<b>100</b>	<b>26</b>	<b>10</b>	<b>837</b>	<b>902</b>	<b>-66</b>

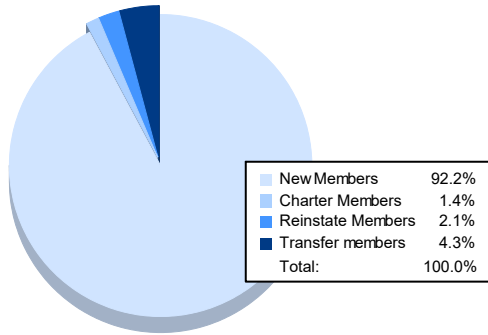
### Clubs



### Members



### Membership Composition June 2022 Cumulative



### Gender Composition June 2022 Cumulative

